



地址：江苏省常州市溧阳中关村开发区上上路118号  
电话：0519-87836658 18851215088  
Add: No.118,shangshang Road,Licheng Town,Liyang,Changzhou city,China  
Tel: 86-519-87836658 18851215088  
Http://www.jwellcz.cn www.jwell.cn E-mail: sales@jwell.cn

邮编(p.c): 213300  
传真 (Fax): 0519-80991966  
Post code: 213300  
Fax:86-519-80991966  
Complaint E-mail: info@jwell.cn

# JWELL MACHINERY



版本号Edition No.: 2022.05

金纬机械常州有限公司  
JWELL MACHINERY (CHANGZHOU) CO., LTD.

**金纬机械常州有限公司简介:**

金纬机械常州有限公司是上海金纬公司的又一重要发展战略中心,其坐落于江苏省溧阳市江苏中关村科技产业园内,是一家致力于塑料挤出成型设备的研发、制造的高科技厂家。公司占地面积近400亩,公司拥有一支高素质的研发队伍和经验丰富的机械、电气调试工程师团队,以及先进的机械加工基地和规范的装配车间。公司本着“用心持久、拼搏创新”的企业精神,不断探求挤出新领域的开拓。热烈欢迎国内外新老客户莅临我司参观、指导、合作、我们愿为您提供强有力的支持。



公司产品已遍布全国各地,并出口到俄罗斯、印度、韩国、印尼、中东、非洲和南美洲、西班牙、意大利等100多个国家和地区,深受客户好评。

**“品质卓越 完美如一”**

是金纬公司的质量方针,是全体员工努力的方向。

**“诚实待人”**

是我们铸就“百年金纬”的核心理念。

董事长: 何海潮      Email: he@jwell.cn

JWELL MACHINERY (CHANGZHOU) CO., LTD. is another Development strategy center of Shanghai JWELL Machinery Co.,Ltd, locating at Jiangsu zhongguancun technology industrial park, Liyang city, Jiangsu province, a high technology manufacturer specializing in research and development of plastic extrusion equipment. The company area is about 400 acres. We have a high qualified R&D and rich experienced mechanical and electrical engineer team as well as advanced processing foundation and normative assembly shop. Our enterprise spirit is "to be persistent and innovative", keeping on exploring new extrusion field. Welcome to new and old customers to visit us for investigation, guidance and cooperation. We are happy to offer powerful support for you!



Our customers are all over China, and we have customers in Russia, India, Korea, Indonesia, Middle East, South America, Spain, Italy and other countries. Our customers are satisfied with our machines.

"Excellent Quality, Perfect All" is Jwell's quality policy, and all staff's working direction.

"Be honest" is the core idea for us to contribute

"Century JWELL"

President: He Haichao      Mobile/ WhatsApp +86 13601628188



## 异向锥形双螺杆挤出机 Counter Conical Twin-screw Extruder

### 性能特点:

本公司生产的SJZ各系列异向锥形双螺杆挤出机，主要用来生产加工PVC管材、型材、片板材、造粒制品，具有产量高，塑化好，节能降耗，运行平稳等显著特点，电气控制配置先进，可以按照客户的要求选择电脑柜或仪表柜等。

### Performance and advantage:

Different kinds of SJZ series counter conical twin screw extruders produced by our company are mainly processing for some PVC pipes, profiles, plate and sheet productions. They have the advantages of high capacity, good plasticity, energy-saving and stable operation. The machines have advanced electric control system and the electrical cabinet can be chosen by customer according to their own demands.

### 主要技术参数 Main technical parameter

型号 Model	SJZ35/80	SJZ45/100	SJZ51/105	SJZ55/110	SJZ65/132	SJZ80/156	SJZ92/188	SJZ110/220
螺杆转速 rpm	34.7	40.9	37.7	37.5	40.5	37.7	40.4	40.1
电机功率 kw	15	15	18.5	22	37	55	110	160
最大挤出量 kg	50	80	120	150	250	450	750	1400
中心高 mm	1050	1050	1050	1050	1050	1050	1100	1150
净重 kg	1800	2500	3000	3500	4000	5500	8000	12500

备注：以上规格参数如有变更，恕不另行通知。Note: The specifications are subject to change without prior notice.



## HDPE单螺杆挤出机 HDPE Single Screw Extruder

### 性能特点:

采用新型屏障式螺杆，实现高转速，高挤出量，低能耗，并且在低温下能达到理想的混炼效果，严格控制剪切作用，以获得理想均匀的物料温度，避免了大口径的管材内壁产生涟漪纹的现象。

### Performance and advantage:

This extruder with the performance of high capacity and low consumption adopts a new designed screw. At the low temperature, the ideal mixing effect can be achieved, and the shearing effect is strictly controlled. It obtains an ideal uniform material temperature and avoids the phenomenon of defects in the inner wall of large diameter pipes.



### 38系列 主要技术参数 Main technical parameter

型号 Model	螺杆直径(mm) Screw Diameter	长径比 L/D ratio	主电机功率(km) Main motor power	HDPE 挤出量(kg/h) HDPE extrusion capacity	中心高度 Center height
JWS60/40	60	40	90/110	360-450	1000
JWS75/38	75	38	132/160	550-700	1000
JWS90/38	90	38	250/280	800-1000	1150
JWS120/38	120	38	315/355	900-1200	1300

### 33系列 主要技术参数 Main technical parameter

型号 Model	螺杆直径(mm) Screw Diameter	长径比 L/D ratio	主电机功率(km) Main motor power	HDPE 排出量(kg/h) HDPE extrusion capacity	中心高度 Center height
JWS45/33	45	33	18.5/22/30	50-80	1000
JWS65/33	65	33	45/55/75/90	120-200	1000
JWS75/33	75	33	75/90/110/132	200-350	1000
JWS90/33	90	33	110/132/160/185/250	350-550	1150
JWS120/33	120	33	220/280/315/355	700-900	1300
JWS150/33	150	33	355/400	1000-1300	1300

备注：以上规格参数如有变更，恕不另行通知。Note: The specifications are subject to change without prior notice.

## 经典线/高速线PVC异型材生产线


### Classic Type and High Speed PVC Profile Extrusion Line

**应用:** YF异型材生产线配用锥双挤出机和平双螺杆挤出机,可加工PVC塑料门窗异型材、钢塑复合异型材、装饰型材等。

**性能和优点:** 参照国外最新技术,对机组进行优化设计,具有塑化均匀,剪切速率小,产量高,使用寿命长等优点。该机组有双螺杆挤出机、真空定型台、牵引机、切割机、贴膜机、翻料架等组成。主机采用进口交流变频或直流调速启动,温控仪表采用进口品牌。辅机真空泵和牵引电机均采用优质产品,维护简便,更换螺杆机筒及模具后,可以直接挤出仿真木发泡异型材,效果比单螺杆更佳。

**Application:** YF series profile extrusion lines equipped with conical twin screw extruder or parallel are used for PVC plastic window profiles, Steel-plastic composite profiles, decorative profiles, etc.

**Properties and advantages:** This line features stable plasticity, high output, low sheering force, long life service and other advantages. The production line consists of control system, conical twin screw extruder, calibration unit, haul-off unit, cutter, film covering machine and stacker. The extruder is equipped with advanced AC inverter, imported temperature controller (RKC, Japan). The calibration unit's vacuum pump and haul off unit's motors are famous brand products. After simple changing of the die and screw, it also can produce the foam profiles.



#### 高速线主要技术参数 High speed main technical parameter

型号 Type	YF240	YF240	YF240A
最大制品宽度 Max.width of product (mm)	240	240	150*2
主机型号 Extruder model	SJP75/28	SJP93/30	SJP110/28
最大挤出量 Max.extrusion capacity (kg/h)	150-250	250-400	400-500
主机功率 Extruder power (kw)	45	55	90
冷却水用量 Cooling water (m³/h)	7	8	10
压缩空气用量 Compressed air (m³/min)	0.6	0.6	0.8

#### 经典线主要技术参数 Classic type main technical parameter

型号 Type	YF108	YF240	YF240A	YF300	YF400
最大制品宽度 Max.width of product (mm)	108	240	150*2	300	400
主机型号 Extruder model	SJZ55/110	SJZ65/132	SJZ65/132	SJZ65/132	SJZ80/156
最大挤出量 Max.extrusion capacity (kg/h)	150	250	250	250	450
主机功率 Extruder power (kw)	22	37	37	37	55
冷却水用量 Cooling water (m³/h)	7	8	8	8	10
压缩空气用量 Compressed air (m³/min)	0.6	0.6	0.8	0.6	0.6

备注: 以上规格参数如有变更,恕不另行通知。Note:The specifications are subject to change without prior notice.

## PVC塑钢/PVC木塑宽幅板材生产线 PVC/PVC WPC Door Board Extrusion Line

### 性能特点:

该机组采用专门设计的SJZ92锥形双螺杆挤出机，采用变频启动，进口品牌温控仪表，具有调速范围广，温控精度高，操作方便可靠等优点。辅机由真空定型台、牵引机、切割机及堆料架组成。配备大型强制冷却装置确保板材定型效果。履带式牵引机采用精密减速机及变频器，具有结构合理、牵引力大，牵引稳定等优点。切割机具有工作可靠准确，切割精度高等优点，堆料平台采用铝制辊轮结构，具有不伤制品，使用简便等优点。辅机机组采用可编程电脑控制或国产名牌控制系统，整机控制可靠稳定。

### Performanc and advantages:

The extruder of this extrusion line is the special designed SJZ92 conical twin-screw extruder, which adopts the imported temperature controlling gauges with features of high precision temperature controlling and easy and reliable operation. The vacuum calibration table is equipped with the strong cooling device which ensures the cooling effect. The haul off unit is equipped with the precise reduction motor and inverter, having the advantages of reasonable structure, powerful and stable haul off force. The cutter has the reliable and accurate cutting effect. The stacker has the movable stacking trolley and special made rubber protection layer to prevent the product from being scratched. The downstream equipment of this extrusion line uses the programmable computer or domestic famous controlling system.



### 主要技术参数 Main technical parameter

型号 Type	YF800	YF1000	YF1250
最大制品宽度 Max. width of product (mm)	800	1000	1250
主机型号 Extruder type	SJZ 80/156	SJZ 92/188	SJZ 92/188
最大挤出量 Max. extrusion capacity (kg/h)	450	750	750
主机功率 Extruder power (kw)	55	110	110
冷却水用量 Cooling water (m <sup>3</sup> /h)	13	15	18
压缩空气用量 Compressed air (m <sup>3</sup> /min)	0.6	0.8	1

备注：以上规格参数如有变更，恕不另行通知。Note: The specifications are subject to change without prior notice.

## PVC结皮(木塑)发泡板材生产线 PVC Skinning (WPC) Foam Board Extrusion Line

### PVC发泡板及木塑发泡板的应用/The application of PVC foam board and WPC foam board

广告板、交通运输业轮船、飞机、客车、火车车厢、顶蓬、厢体芯层、内部装潢用板。  
建筑装璜业建筑物外墙板、内装饰用板、住宅、办公室、公共场所建筑物隔间、商用装饰架、无尘室用板、吊顶板、家庭橱柜、吊柜和家居。通过油漆印刷、雕刻、贴膜和热压设备，可以生产各类仿木制品，利于市场的推广。  
Transportation industry: Ship, plane, bus, chamber of train, roofing, core layer, indoor decoration board.  
Construction and decoration industry: Outside wall board, indoor decoration board, housing, office, public construction board, furniture, cupboard and roofing. After printing, lamination and hot stamping process, the foam board can be designed as wood lamination and which is suitable for this market.



### 结皮(木塑)发泡生产线/Skinning(WPC)foam board extrusion line

该生产线是根据自由发泡和结皮发泡的特点，采用自由发泡设备的挤出部分和结皮发泡的定型辅机部分发展而来的。产品兼有结皮发泡的平整度、自由发泡的低密度、表面硬度间于结皮发泡和自由发泡之间的特点；设备投资小，自动化程度高，操作简单，节能高产，深受广大客户好评。  
This extrusion line is made according to the features of free foam board and skinning foam board. The production of this extrusion line has the features of smooth surface and low density. The surface hardness of the product is between the skinning foam board and free foam board. The investment of this machine is low. This extrusion line has the features of high automation, easy operation, high efficient, which has received much praise from many customers.



### 主要技术参数 Main technical parameter

机型	共挤发泡板	结皮发泡板
Model	Co-extrusion foamed board extrusion line	Skinning foaming board extrusion line
制品宽度 Production width	1220~1560mm	1220~1560mm
制品厚度 Production thickness	5~20mm/20~35mm	5~20mm /20~35mm
挤出机规格 Extruder model	SJZ65/132、SJZ80/156	SJZ80/156
最大挤出产量 Capacity (Max.)	400~550kg/h	300~450kg/h
主电机功率 Main motor power	37kw/75kw	75kw

备注：以上规格参数如有变更，恕不另行通知。Note: The specifications are subject to change without prior notice.

## PE/PP木塑挤出生产线 PE/PP WPC Extrusion Line

### 性能特点:

采用特殊设计的螺杆机筒、挤出机及模具，配合加工工艺生产木塑产品。挤出机单机两级混合直接挤出，也可造粒后两步法挤出，省电省空间，具有产量高，挤出压力稳定，塑化混炼效果好等特点。优化的螺杆设计塑化稳定，不易破坏木质纤维，能使物料在机内停留时间均匀。

我司与时俱进，不断研发和创新PE/PP木塑生产线设备。从传统的单机生产线、到双机共挤、到三机共挤、再到目前最新的五机共挤。地板制品也由第一代，发展到第二代，第三代双色PE木塑地板，该制品能有效缓解客户库存压力，降低维护成本并同时满足不同客户要求。


为响应国家号召固废回收政策，我司研发废纺成塑，通过在废旧衣服中添加塑料原料制作出纤塑复合材料，这种新型材料的配方成本只有基体塑料的1/3，结合我司挤出设备可以生产各类型材，形成可循环经济。

### WPC extrusion line:

The PE WPC products are produced by specially designed screw & barrel, mold, extruder and formula. We have "one step" (Mixer & Profile extrusion) production and "two steps" (Pelletizing+Profile Extrusion) which can save customer's factory power and space, improve the capacity and make sure the pressure to be stable. The modified screw and barrel will not cut down the wooden fiber easily and the raw material can also stay inside extruder evenly.

Jwell always keeps innovation. Jwell PE/PP WPC profile extrusion line is also developing. From the traditional one extruder production, to two extruders production lines, to three extruders production lines, to five extruders production lines which is the latest design at this moment. So it is with PE WPC floor—from first generation, to second generation, to third generation (double colors floor). The latest design WPC floor can decrease customer's stock pressure, maintenance cost and can meet different customer's requirement.

In response to China's Solid Waste Recycling Policy, Jwell designed waste fiber floor product. By adding plastic material into waste cloth, a new fiber plastic composite material is designed. This newly designed material cost is only 1/3 of the foundation plastic material cost. Jwell's fiber plastic composite production line is making contribution to China's recycling economy.



### 主要技术参数 Main technical parameter

主机型号 Model	SJZ65	SJZ72	SJZ80
螺杆规格 mm	65/132	72/152	80/162
主电机功率 Power of main motor(kw)	37	45	75
生产能力 Output(kg/h)	160~200	120~300	220~350

备注：以上规格参数如有变更，恕不另行通知。Note:The specifications are subject to change without prior notice.

## 大口径HDPE供水管/燃气管挤出生产线 Large Diameter HDPE Water Supply and Gas Supply Pipe Extrusion Line

### 主要技术参数 Main technical parameter

生产线型号/Type	管材规格/Diameter(mm)	配套挤出机/Extruder	最大挤出量/Capacity(kg/h)	总装机功率 /Power(kw)
JWPEG-800	Φ400~Φ800	JWS120/38	1000~1300	600
JWPEG-1000	Φ500~Φ1000	JWS120/38	1000~1300	650
JWPEG-1200	Φ630~Φ1200	JWS90/38×2	1000~1600	960
JWPEG-1600	Φ1000~Φ1600	JWS120/38+90/38	1000~1700	1300
JWPEG-2000	Φ1200~Φ2000	JWS120/38+90/38	1000~2000	1400

备注：以上规格参数如有变更，恕不另行通知。If there is any modification, customer will not be informed.



### 大口径 HDPE/MDPE 供水管及燃气管生产线 Large Diameter HDPE/MDPE Water Supply and Gas Supply Pipe Extrusion Line

**性能和优点：**金纬公司自行研制开发的HDPE/MDPE供水管及燃气管生产线其结构独特，自动化程度高，操作方便、连续生产稳定可靠。该生产线生产的管道具有适度的刚性、强度、又具有良好的柔性、耐蠕变性、耐环境应力开裂性和良好的热熔接性能，已成为城市燃气输送管道和室外给水管的首选产品。

**Properties:**The Large Diameter HDPE/MDPE Pipe Extrusion Line which is researched by Jwell Machinery Co.,Ltd features of unique structure, easily control, highly automation and stable performance. Pipes produced by this machine has the moderate rigidity, strength, as well as good flexibility, anti-rot, anti-stress split, and favorable hot melting, making this large diameter pipe considered as the prefect production for water and gas transportation system in cities.

### 大口径 HDPE 二层、三层双抗管挤出生产线 Large Diameter HDPE 2-layer, 3-layer Anti-flammable And Anti Static Electricity Pipe Extrusion Line

**性能和优点：**金纬公司新研制的二层或三层螺旋模具用于双抗管材挤出，共挤层壁厚均匀，内层和外层采用双抗料（阻燃、抗静电），芯层采用普通HDPE，大大减少双抗料的使用量，从而降低双抗管的成本。

**Properties:**The new 2-layer or 3-layer spiral mould is specially for Anti-flammable And Anti Static Electricity Pipe extrusion. This pipe owns even and equal co-extrusion wall thickness, the inner and outer wall made of anti material, the core layer of wall thickness adopts common HDPE, reasonably reduce the usage and costs of double-anti material.





## 保温管生产线

### PE Heat Preservation Pipe Extrusion Line

**应用领域:** PE保温管也叫PE外护管, 夹克管, 套袖管。直埋聚氨酯保温管是由高密度聚乙烯外保护层、聚氨酯硬质泡沫塑保温材料和钢管组成。保温层材料为密度60kg/m<sup>3</sup>至80kg/m<sup>3</sup>的硬质聚氨酯泡沫, 充分填满钢管与套管之间的间隙, 并具有一定的粘接强度, 使钢管、外套管及保温层三者之间形成一个牢固的整体。聚氨酯直埋保温管泡沫具有良好的机械性能和绝热性能, 通常情况下可耐高温120°C, 通过改性或与其它隔热材料组合可耐高温180°C, 适用于各种冷、热水高低温管道的保温工程。

**生产线性能与特点:** 金纬公司自主研发新型PE保温管生产线, 采用金海螺独有保温管螺杆技术, 挤出稳定。结合多年的PE挤出经验, 设计符合PE保温管模具, 模具压力稳定。整线相比传统吹气式产量大幅度提高, 表面更加光亮, 操作自动化程度高。

**Application:** PE insulation pipe is also called PE outer protection pipe. This pipe is composed of a high-density polyethylene outer protective layer, a polyurethane rigid foam plastic insulation material and a steel pipe. The insulation layer material is a rigid polyurethane foam with a density of 60kg/m<sup>3</sup> to 80kg/m<sup>3</sup>, which fully fills the gap between the steel pipe and the casing, and has a certain bonding strength degree to form a solid whole between the steel pipe, the outer casing and the insulation layer. Polyurethane direct-buried insulation pipe foam has good mechanical properties and thermal insulation properties. It can withstand high temperature 120 ° C and can withstand high temperature of 180 ° C by modification or combination with other insulation materials, suitable for various cold and hot water, or high and low temperature pipeline insulation projects.

**Properties:** The new developed PE heat preservation pipe extrusion line by Jwell adopts unique heat preservation screw technology. According to many years of PE extrusion experience, we designed PE insulation pipe mold and the mold pressure is stable. The capacity of this line is greatly improved compared with the traditional type. The surface is brighter and the operation automation is higher.

#### 主要技术参数 Main technical parameter

型号	生产范围	主机	设备外形LxWxH(m)	主电机功率Main motro power(kw)
JWGB630	200~630	JWS-75/38 JWS-90/33	30x3x4m	160/185
JWGB1000	315~960	JWS-90/38 JWS-90/33	34x3x4m	250/185
JWGB1400	760~1380	JWS-120/38 JWS-120/33	40x3.5x4.3m	355/280
JWGB1700	1054~1680	JWS-120/38 JWS-150/33	40x3.5x4.3m	355/355
JWGB2000	1054~1960	JWS-120/38 JWS-150/33	49x4.5x5m	355/400



## 节能高速机-管材挤出生产线：HDPE燃气管/供水管 Energy-Saving and High Speed Extrusion Line for HDPE Water Pipe / Gas Pipe

**性能和优点:** 我公司新研发推出的节能高速生产线，适用于聚烯烃类管材的高速挤出。节能35%，生产效率增加1倍。38-40D的长径比特殊设计的螺杆结构和喂料槽机筒，使得熔体挤出量和塑化效果都大幅度提高。采用高扭矩、高强度齿轮箱，设备运行稳定。  
挤出模头、定径套都采用先进的设计结构，配合PLC变频控制的真空冷却箱，伺服驱动的多履带牵引机、高速无屑切割机，再加上精准的管材米重控制系统，生产线运作高度可靠、节能高效、噪音小，是当前高性能管材挤出设备的典范。

**Performance & Advantages:** Our company's latest research and development of energy-saving high-speed production line, suitable for high-speed polyolefin pipe extrusion. 35% energy saving and 1x increase in production efficiency. Specifically designed 38-40 L/D screw structure and the feeding slot barrel make the melt extrusion and plasticizing effects greatly improved. High-torque, high-strength gearboxes ensure stable operation of the equipment. Extrusion molds and sizing sleeves adopt the most advanced design structure. The PLC variable frequency control vacuum tank, servo-driven multi-track tractor, and high-speed chipless cutter are equipped with a meter weight control system. The pipe extrusion weight is more accurate.



### 主要技术参数 Main technical parameter

生产线型号 Model	生产管材规格 Pipe Spec (mm)	挤出机型号 Extruder	主电机功率 Main Power(kw)	生产挤出量 Output (kg/h)
JWPEG-H63	Ø16-Ø63	JWS-H 60/40	90	400
JWPEG-H110	Ø20-Ø110	JWS-H 60/40	110	450
JWPEG-H160	Ø50-Ø160	JWS-H 75/38	132	500
JWPEG-H250	Ø75-Ø250	JWS-H 75/38	160	650
JWPEG-H315	Ø110-Ø315	JWS-H 75/38	160	700
JWPEG-H450	Ø160-Ø450	JWS-H 90/38	250	950
JWPEG-H630	Ø315-Ø630	JWS-H 90/38	280	1050

备注：以上规格参数如有变更，恕不另行通知。Note: The specifications are subject to change without prior notice.

## 多层HDPE实壁管共挤生产线

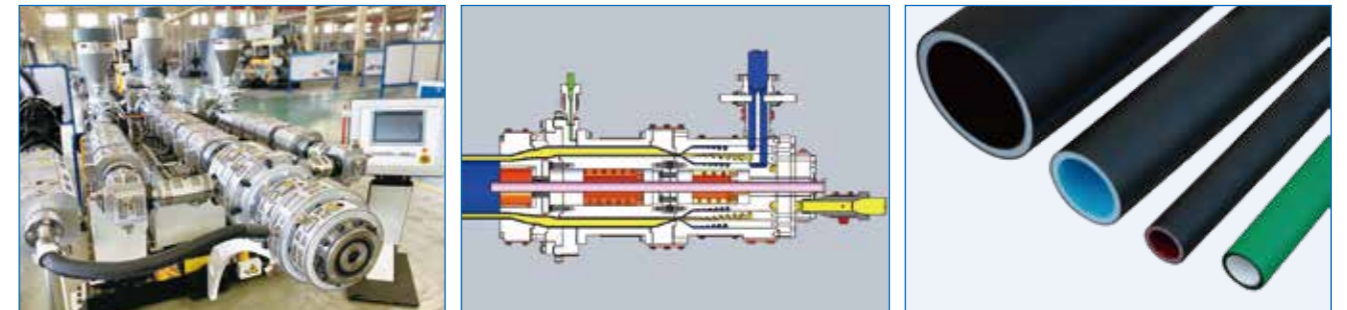
### Multi-layer HDPE Solid Wall Pipe Co-extrusion Line

**性能和优点:** 根据用户的特殊需求, 我们可以提供2层/3层/5层以及多层的实壁管生产线; 多台挤出主机可统一同步调速, 可以选配多台米重控制系统, 由主操控台PLC集中控制, 实现每一台主机的精准定量挤出; 按不同层数和每层厚度比例设计的多层螺旋模具, 模腔流道分布合理, 确保管材分层厚度均匀, 每一层的塑化效果更好。

**Performance & Advantages:** According to the special needs of users, we can provide 2-layer / 3-layer / 5-layer and multilayer solid wall pipe line.

Multiple extruders can be synchronized, and multiple meter weight control system can be selected. can be centralized controlled in a main PLC to achieve precise and quantitative extrusion of each extruder.

According to the multi-layer spiral mold designed with different layers and thickness ratios, the distribution of mold cavity flow channels is reasonable to ensure that the tube layer thickness is uniform and the plasticization effect of each layer is better.



#### 主要技术参数 Main technical parameter

生产线型号 Model	生产管材规格 Pipe Spec (mm)	挤出机型号 Extruder	主电机功率 Main Power(kw)	生产挤出量 Output (kg/h)
JWPEG-63	16-63	JWS60/40+45/25	75+15	200-340
JWPEG-110	20-110	JWS60/40+45/33	90+22	300-400
JWPEG-160	50-160	JWS60/40+45/33	90+22	400-450
JWPEG-250	75-250	JWS75/38+45/33	132+22	500-600
JWPEG-315	110-315	JWS75/38+45/33	132+30	550-650
JWPEG-450	160-450	JWS75/38+65/33	160+55	600-700
JWPEG-630	315-630	JWS90/38+65/33	250+75	1200-1240

备注: 以上规格参数如有变更, 恕不另行通知。Note: The specifications are subject to change without prior notice.

## PPR/PERT/PEX等冷热水管挤出生产线 PPR/PERT/PEX/Cool&Hot Water Pipe Extrusion Line

### PPR/HDPE单管及一模双出管材生产线 PPR/HDPE single pipe and dual-strand pipe production line


**性能和优点:** JWELL公司设计的高效PP-R/HDPE单管及一模双出管材生产线, 专门针对PP-R、HDPE材料特性, 采用我司自主研发的JWS系列高效单螺杆挤出机, 配有西门子PLC工控系统, 可实现从挤出机到辅机整个生产线的自动控制, 产量高、挤出稳定。

**Properties:** High efficiency PP-R / HDPE single pipe and dual-strand pipe production line are aim at the characteristic of the PP-R and HDPE pipes. This line adopts our own JWS series high efficiency single screw extruder.

### 主要技术参数 Main technical parameter

生产线型号 Type	生产管材规格 Pipe spec(mm)	挤出机 Extruder	最大挤出量 Max.output(kg/h)	总装机功率 Total power(kw)
JWS-PPR-63(单 single)	Φ20-Φ63	JWS60x40	100~120	110
JWS-PPR-63(双 double)	Φ20-Φ63	JWS60x40	200~350	150
JWS-PERT-32(低速 low speed)	Φ16-Φ32	JWS60x40	100~180	110
JWS-PERT-32(高速 high speed)	Φ16-Φ32	JWS60x40	150~250	140
JWS-PERT-32(双 double)	Φ16-Φ32	JWS60x40	200~300	140
JWS-PE/PERT-63(双 double)	Φ20-Φ63	JWS60x40	300~400	140

备注: 以上规格参数如有变更, 恕不另行通知。Note:The specifications are subject to change without prior notice.



## UPVC/CPVC管材挤出生产线

### UPVC/CPVC Pipe Extrusion Line

**性能和优点:** 针对管材制品不同直径、不同壁厚产量的需求, 有多种规格型号的PVC专用双螺杆挤出主机可供选择。特殊设计的螺杆结构, 塑化均匀, 产量高。

PVC挤出模头采用优质合金钢制造, 内部流道经过镀铬高抛光处理, 耐磨耐腐蚀; 配合专用的定径套, 制品生产速度快, 管材表面质量好。

PVC管材专用的切割机采用旋转夹紧装置, 适应不同管径, 免去频繁更换夹具的麻烦。配备新式可调浮动倒角机构, 可根据管径大小及壁厚调节倒角大小, 切断、倒角一步成型。配套可选在线扩口机。

**Performance & Advantages:** A variety of specifications and models of PVC twin-screw extruder can produce pipes of different diameters and different wall thicknesses.

Specially designed screw structure with uniform plasticization and high output. Extrusion molds made of high quality alloy steel, internal flow channel chrome plating, polishing treatment, wear and corrosion resistance; with a dedicated high-speed sizing sleeve, pipe surface quality is good.

The special cutter for PVC pipe adopts a rotating clamping device, which does not require replacing the fixture with different pipe diameters. With chamfering device, cutting, chamfering, one-step molding. Support optional online bellowing machine.

#### 主要技术参数 Main technical parameter

生产线型号 Type	生产管材规格 Pipe spec (mm)	挤出机 Extruder	主电机功率 Motor power (kw)	产量 Output (kg/h)
JWG-PVC63	Φ16-Φ63	SJZ65/132	37	250~300
JWG-PVC110	Φ20-Φ110	SJZ65/132	37	250~300
JWG-PVC160	Φ50-Φ160	SJZ65/132	37	250~350
JWG-PVC250	Φ75-Φ250	SJZ80/156	55	300~450
JWG-PVC400	Φ200-Φ400	SJZ80/173	75	450~600
JWG-PVC500	Φ250-Φ500	SJZ80/173	75	450~600
JWG-PVC630	Φ315-Φ630	SJZ92/188	110	650~750
JWG-PVC800	Φ400-Φ800	SJZ95/192 or SJP135/31	132	850~1200
JWG-PVC1000	Φ630-Φ1000	SJZ110/220 or SJP135/31	160	1200~1400
JWG-PVC1200	Φ800-Φ1200	SJZ110/220 or SJP135/31	160	1200~1400

备注: 以上规格参数如有变更, 恕不另行通知。Note: The specifications are subject to change without prior notice.




## UPVC/CPVC双管挤出、四管挤出生产线 UPVC/CPVC Dual-strand Extrusion, Four Strand Extrusion Line

**性能特点:** 在生产小口径管材而要求高产量的情况下, 尤其显现出使用双管挤出的优势。我们的双管下游设备的特点是带两套独立的控制回路, 每条管线的速度可以分别调整, 甚至可以同时生产不同管径的管材。四管挤出生产线适用于32以下管材的高速生产, 单边管材速度最高达到25m/min。该生产线采用特殊的螺杆与模具设计, 物料塑化均匀, 生产速度快, 能耗低。控制操作方便, 降低对操作工人操作的技术要求。并且有效节省了生产场地所需空间。

**Main charaters:** In the production of small diameter pipe and requirements under the condition of high output, especially shows the advantages of using dual-strand extrusion. The characteristics of our dual-strand downstream equipment is with two sets of independent control circuit, the speed of each pipeline can be adjusted respectively, and can even produce different diameter of the pipe at the same time.

Four strand extrusion line is suitable for the  $\leq 32$  mm pipe with high-speed production, unilateral pipe speed up to 25 m/min.

This extrusion line adopts special screw and mould design, materials uniform plasticizing, fast production speed, low energy consumption. Control is easy to operate, reduce the technical requirements of the operation of operating workers. And effectively save the workshop space.



### 主要技术参数 Main technical parameter

生产线型号 Type	生产管材规格 Pipe spec (mm)	最大挤出量 Max.output (kg/h)	总装机功率 Total power (kw)
JWG-PVC32 (四管Four strand)	Ø20 ~ Ø32	250 ~ 300	104
JWG-PVC63 (双管Two strand)	Ø20 ~ Ø63	250 ~ 300	105
JWG-PVC110 (双管Two strand)	Ø50 ~ Ø110	300 ~ 400	145

备注: 以上规格参数如有变更, 恕不另行通知。Note: The specifications are subject to change without prior notice.

## 木塑造粒设备 WPC Pelletizing Machine

### 性能特点:

该机组是由平行双螺杆挤出机与相应造粒辅机组成的成套设备，主要适用于PE、PP类原料添加木粉或填充料的造粒。辅机采用风送集料，冷却，具有自动化程度高，生产效率佳等特点。

### Performance and advantage:

This pelletizing machine is composed by a parallel twin-screw extruder and the correspondingly pelletizing downstream equipment. It is suitable for the pelletizing of PE, PP raw material with wood powder or other additives. The pelletizing downstream equipment adopts air transferring unit and cooling unit. This pelletizing downstream equipment has the features of high automation and good production efficiency.



### 主要技术参数 Main technical parameter

主机型号 Type	螺杆规格 Screw(mm)	主电机功率 Main motor power(kw)	最大生产能力 Max output(kg/h)
JWM75	71	132	400~600
JWM95	93	250	800~1200
JWM75Plus	71	250	1100~1300
JWM95Plus	93	355	1600~1800

备注：以上规格参数如有变更，恕不另行通知。Note:The specifications are subject to change without prior notice.

## PVC异向平双螺杆造粒挤出生产线

### PVC Counter Parallel Twin-screw Pelletizing Extrusion Line

该机组是由系列平双螺杆挤出机与相应造粒辅机组成的成套设备，主要适用于PVC软质，硬质造粒。生产的塑料颗粒均匀、密实、美观，辅机采用模面切粒，风送集料，振动分离冷却，具有自动化程度高，生产效率佳等特点。

This pelletizing machine is composed by a counter parallel twin-screw extruder and downstream equipment, it is suitable for the pelletizing of PVC soft and rigid ,The pellets produced by this machine is evenly, solid, elegance. The pelletizing downstream equipment is the die face cutter, air transferring unit, vibration separating and cooling unit. This pelletizing downstream equipment has the features of high automation and high production efficiency.



#### 主要技术参数 Main technical parameter

主机型号 Model	螺杆规格 (mm)	颗粒规格 (mm)	主电机功率 Power of main motor(kw)	生产能力 Output(kg/h)
SJP93	95/22	φ3-φ4	55	300-400
SJP120	120/26	φ3-φ5	110	500-600
SJP135	135/31	φ3-φ5	160	800-1200

备注：以上规格参数如有变更，恕不另行通知。Note:The specifications are subject to change without prior notice.

## PVC异向锥双螺杆造粒挤出生产线

### PVC Counter Conical Twin-screw Pelletizing Extrusion Line

该机组是由系列锥双螺杆挤出机与相应造粒辅机组成的成套设备，主要适用于PVC软质，硬质造粒。生产的塑料颗粒均匀、密实、美观，辅机采用模面切粒，风送集料，振动分离冷却，具有自动化程度高，生产效率佳等特点。

This pelletizing machine is composed by a counter conical twin-screw extruder and downstream equipment, it is suitable for the pelletizing of PVC soft and rigid ,The pellets produced by this machine is evenly, solid, elegance. The pelletizing downstream equipment is the die face cutter, air transferring unit, vibration separating and cooling unit. This pelletizing downstream equipment has the features of high automation and high production efficiency.



#### 主要技术参数 Main technical parameter

主机型号 Model	螺杆规格 mm	主电机功率 Power of main motor(kw)	生产能力 Output(kg/h)
SJZ65	65/132	37	200~300
SJZ80	80/156	55	300~500
SJZ92	92/188	110	600~800
SJZ110	110/220	160	800~1300

备注：以上规格参数如有变更，恕不另行通知。Note:The specifications are subject to change without prior notice.



## 木塑制品表面加工设备 Surface Process Equipments for WPC Products

### 砂光机 Sander

此机床使用于定厚砂光，精细砂光等各种板材的表面处理。  
This machine suits for the sanding for the thickness of productions, precise sanding and polishing the surface of other various boards.



### 门板转印机 Hot stamping machine for door

此机器主要用于木塑门板、木塑橱柜、PVC门板、墙板的花纹图案表面转印。机器使用的是高温转印，有除尘，板材预加热装置。  
The machine is used for surface transfer printing of wood-plastic door, wood-plastic cabinet door board, PVC door and wall board. The machine uses high temperature transferring and has board pre-heating device.



### 木塑压花机 WPC embossing machine

木塑压花机主要用于PE\PP\PVC木塑型材、板材等木塑材料表面的花纹压制，使木塑制品表面木质感更好。采用的压花辊表面可以加工成各种木纹纹理，表面可以镀硬铬，辊腔内加热，操作简单，耐磨损。  
The wood-plastic embossing is mainly used for the embossing of flower patterns of PE\PP\PVC wood plastic profile and sheet surface. It's better for the wood texture on the surface of the productions. The surface of the embossing roller can be processed different kinds of wood texture. The surface can be hard chrome plating, Roller cavity heating, simple operation and wear-resistant.



### 门板雕刻机 Carving machine for door

此机器主要使用于木塑门板，实木门板，密度门板，橱柜门板的雕花镂空，机器使用横向纵向上下三轴控制，电脑操作，可完成门板的各种雕刻。  
This machine is mainly used for pattern carving of wood-plastic board, hard wood board, density board and cabinet board. The machine uses horizontal and longitudinal up and down three-axis controlling and computer operation which can make different carvings.



## 型材/管材线下游设备 Downstream Parts for Profile Pipe Line

### 型材、管材破碎机 Profile pipe crusher

DYPS-G系列重型管材破碎机，对于中等直径管材，不需要撕碎处理，直接破碎可以一步法处理回收。  
该系列机型特殊设计的管材进料斗，进入管材与破碎机转子形成特定角度，以达到最佳破碎效果，管材及型材破碎长度可达6米。  
DYPS-G series heavy pipe crusher can crush middle diameter pipe directly without shredding in advance.  
This series crusher inlet is specially designed for plastic pipe, the pipe and the crusher rotor form a certain angle to reach the best crushing effect, crushed pipes and profiles up to 6 meters in length.



#### 主要技术参数 Main technical parameter

型号 Model	投料口尺寸(mm) Feed inlet	主电机功率(kw) Power of main motor	转子数量(件) Rotors	定刀数量(件) Stators	转子旋转直径 Rotor	参考生产能力(kg/h) Output
DYPS-G 700	500 × 500	22~37	6	4	Φ500	400
DYPS-G 800	600 × 600	55~75	6/10	6	Φ600	600
DYPS-G 1000	700 × 700	75~132	10/14	6	Φ700	800
DYPS-G 1200	800 × 800	110~160	14/18	6	Φ800	1000

### 型材/管材撕碎和破碎机组 Profile pipe crusher and shredder unit

DYSSG系列撕碎机组可用于直径1200MM的PE、PP、PVC管材撕碎，长度达3-6M的管材直接破碎，无需分割，其转速缓慢运转平稳，各种管材放入水平的喂料槽中，喂料槽自动关闭由液压推进将管材推向轴中心进行破碎。撕碎后的材料通过输送机带入破碎机进行二次破碎完成需要的破碎颗粒直径。  
DYSSG shredder is able to shred the PE、PP、PVC pipe with with diameter of 1200mm, the length of 3-6m pipe can be shredded directly without cutting, and the rotary speed is slow and stable. Variety of pipes is put into the flat feeding tank, and the tanks closed automatically, and push the pipe by hydraulic into the center axis for shredding. The material after crushing is transported by conveyor belt for secondary crushing in order to get the requested granule.



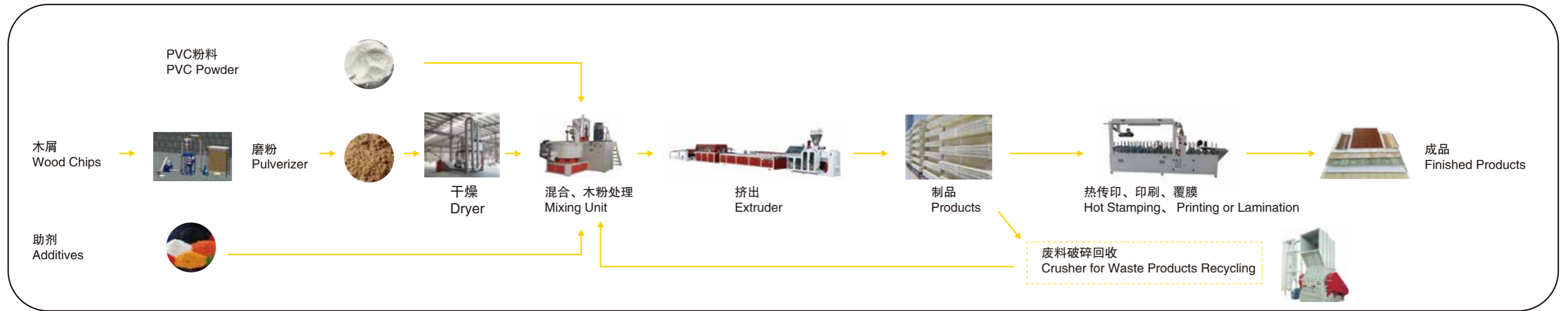
#### 主要技术参数 Main technical parameter

型号 Model	动刀回转直径(mm) Rotor blade swing diameter	转速(rpm) Rotor speed	驱动功率(kw) Drive power	撕碎管材 最大口径(mm) Max.shredable pipe	推料器功率(kw) Mechanical pusher power	产量 Output (kg/h)
DYSSG-630	Φ848	39	2 × 30	630	11	800~1000
DYSSG-800	Φ1028	33	2 × 37	800	11	1000~1200
DYSSG-1000	Φ1258	27	2 × 45	1000	15	1200~1500
DYSSG-1200	Φ1478	23	2 × 55	1200	15	1500~2000

# 工艺流程

Flow Chat of WPC Production

## 1、室内产品 (PVC发泡) Indoor Products 木塑工艺流程图 Flow Chat of PVC WPC process



## 2、室外产品 (PE、PP、PS) Outdoor Products 木塑两步法流程图 Flow Chat of PE/PP WPC Two-step Line



## 其他管材设备配套部件

### Other Pipe Line Assisting Parts



#### Screw&Barrel 螺杆机筒

Founded in 1978, JHL is China's best screw brand. 40 years of professional experience in the production of screw barrels and processes is an effective guarantee of product quality. Single-screw, twin-screw barrels and special customized designs are available. 金海螺品牌始创于1978年，40年的螺杆机筒专业制造经验和历程，是产品质量的有效保障。可以提供单螺杆、双螺杆机筒和客户特殊定制。



#### Online pipe weight metering & monitoring system 管材米重在线测控系统

Gravity metering equipment is used in the extrusion process, which can save raw material consumption to the greatest extent and reduce boot waste. The control accuracy is less than  $\pm 0.3\%$ . 挤出工艺时采用重力计量设备，可最大程度节约原料消耗，减少开机废品，控制精度低于 $\pm 0.3\%$ 。



#### Pipe socketing machine 管材扩口机

The machine can be used for the belling of PVC/PP solid wall pipe, double-wall corrugated pipe. The belling mould adopts hydraulic driving. The range is  $\Phi 20-\Phi 1000$ . 该扩口系统采用欧洲先进技术，用于PVC/PP实壁管和双壁波纹管，扩口形式有：矩形扩口和U型、R型扩口。主要生产范围为 $\Phi 20-\Phi 1000$ 。



#### JWHL series mixers 混料机组

JWHL series mixing unit adopts PLC control. It is mainly applied to the process of ingredients, mixing, coloring, drying and devolatilization of various resins such as polyvinyl chloride. JWHL系列混料机组采用PLC控制，主要适用于各种树脂如聚氯乙烯等的配料、混合、着色、干燥，脱挥等工艺。



#### Double station winder 双工位收卷机

该设备采用伺服调速控制，主要用于PE管材收卷，主要收卷范围为 $\phi 20-63$  Double station winder is servo motor controlled. It is used for 20-63 mm PE pipe rewinding

## 挤出机械物联网+智能制造解决方案

### Plastic Machinery Fully Integrated Automation + Internet Of Things Control System Solutions



基于MES系统平台，实现车间生产管理的信息沟通平台，并向智能化方向发展。

Based on the MES system platform, the information communication platform of workshop production management is realized and move toward the intelligent direction



企业风采：品质管理 技术研发 国际交流 客户服务 员工培训

Quality Control Technology Research International Communication Customer Service Staff Training




<p>24小时服务 24 Hours Service</p>	<p>86-519 87836658 客户服务热线 Customer Service Hotline</p>	<p>培训 Training</p>	<p>交钥匙工程 Turn-Key Project</p>
------------------------------------	--	------------------------	-----------------------------------