



地址：江苏省常州市溧阳中关村开发区上上路118号
电话：0519-87836658 18851215088
Add: No.118,shangshang Road,Licheng Town,Liyang,Changzhou city,China
Tel: 86-519-87836658 18851215088
Http://www.jwellcz.cn www.jwell.cn E-mail: sales@jwell.cn

邮编(p.c): 213300
传真 (Fax): 0519-80991966
Post code: 213300
Fax:86-519-80991966
Complaint E-mail: info@jwell.cn

JWELL MACHINERY



版本号Edition No.: 2022.05

金纬机械常州有限公司
JWELL MACHINERY (CHANGZHOU) CO., LTD.

金纬机械常州有限公司简介:

金纬机械常州有限公司是上海金纬公司的又一重要发展战略中心,其坐落于江苏省溧阳市江苏中关村科技产业园内,是一家致力于塑料挤出成型设备的研发、制造的高科技厂家。公司占地面积近400亩,公司拥有一支高素质的研发队伍和经验丰富的机械、电气调试工程师团队,以及先进的机械加工基地和规范的装配车间。公司本着“用心持久、拼搏创新”的企业精神,不断探求挤出新领域的开拓。热烈欢迎国内外新老客户莅临我司参观、指导、合作、我们愿为您提供强有力的支持。



公司产品已遍布全国各地,并出口到俄罗斯、印度、韩国、印尼、中东、非洲和南美洲、西班牙、意大利等100多个国家和地区,深受客户好评。

“品质卓越 完美如一”

是金纬公司的质量方针,是全体员工努力的方向。

“诚实待人”

是我们铸就“百年金纬”的核心理念。

董事长: 何海潮 Email: he@jwell.cn

JWELL MACHINERY (CHANGZHOU) CO., LTD. is another Development strategy center of Shanghai JWELL Machinery Co.,Ltd, locating at Jiangsu zhongguancun technology industrial park, Liyang city, Jiangsu province, a high technology manufacturer specializing in research and development of plastic extrusion equipment. The company area is about 400 acres. We have a high qualified R&D and rich experienced mechanical and electrical engineer team as well as advanced processing foundation and normative assembly shop. Our enterprise spirit is "to be persistent and innovative", keeping on exploring new extrusion field. Welcome to new and old customers to visit us for investigation, guidance and cooperation. We are happy to offer powerful support for you!



Our customers are all over China, and we have customers in Russia, India, Korea, Indonesia, Middle East, South America, Spain, Italy and other countries. Our customers are satisfied with our machines.

"Excellent Quality, Perfect All" is Jwell's quality policy, and all staff's working direction.

"Be honest" is the core idea for us to contribute

"Century JWELL"

President: He Haichao Mobile/ WhatsApp +86 13601628188



异向锥形双螺杆挤出机 Counter Conical Twin-screw Extruder

性能特点:

本公司生产的SJZ各系列异向锥形双螺杆挤出机，主要用来生产加工PVC管材、型材、片板材、造粒制品，具有产量高，塑化好，节能降耗，运行平稳等显著特点，电气控制配置先进，可以按照客户的要求选择电脑柜或仪表柜等。

Performance and advantage:

Different kinds of SJZ series counter conical twin screw extruders produced by our company are mainly processing for some PVC pipes, profiles, plate and sheet productions. They have the advantages of high capacity, good plasticity, energy-saving and stable operation. The machines have advanced electric control system and the electrical cabinet can be chosen by customer according to their own demands.

主要技术参数 Main technical parameter

型号 Model	SJZ35/80	SJZ45/100	SJZ51/105	SJZ55/110	SJZ65/132	SJZ80/156	SJZ92/188	SJZ110/220
螺杆转速 rpm	34.7	40.9	37.7	37.5	40.5	37.7	40.4	40.1
电机功率 kw	15	15	18.5	22	37	55	110	160
最大挤出量 kg	50	80	120	150	250	450	750	1400
中心高 mm	1050	1050	1050	1050	1050	1050	1100	1150
净重 kg	1800	2500	3000	3500	4000	5500	8000	12500

备注：以上规格参数如有变更，恕不另行通知。Note:The specifications are subject to change without prior notice.



HDPE单螺杆挤出机 HDPE Single Screw Extruder

性能特点:

采用新型屏障式螺杆，实现高转速，高挤出量，低能耗，并且在低温下能达到理想的混炼效果，严格控制剪切作用，以获得理想均匀的物料温度，避免了大口径的管材内壁产生涟漪纹的现象。

Performance and advantage:

This extruder with the performance of high capacity and low consumption adopts a new designed screw. At the low temperature, the ideal mixing effect can be achieved, and the shearing effect is strictly controlled. It obtains an ideal uniform material temperature and avoids the phenomenon of defects in the inner wall of large diameter pipes.



38系列 主要技术参数 Main technical parameter

型号 Model	螺杆直径(mm) Screw Diameter	长径比 L/D ratio	主电机功率(km) Main motor power	HDPE 挤出量(kg/h) HDPE extrusion capacity	中心高度 Center height
JWS60/40	60	40	90/110	360-450	1000
JWS75/38	75	38	132/160	550-700	1000
JWS90/38	90	38	250/280	800-1000	1150
JWS120/38	120	38	315/355	900-1200	1300

33系列 主要技术参数 Main technical parameter

型号 Model	螺杆直径(mm) Screw Diameter	长径比 L/D ratio	主电机功率(km) Main motor power	HDPE 排出量(kg/h) HDPE extrusion capacity	中心高度 Center height
JWS45/33	45	33	18.5/22/30	50-80	1000
JWS65/33	65	33	45/55/75/90	120-200	1000
JWS75/33	75	33	75/90/110/132	200-350	1000
JWS90/33	90	33	110/132/160/185/250	350-550	1150
JWS120/33	120	33	220/280/315/355	700-900	1300
JWS150/33	150	33	355/400	1000-1300	1300

备注：以上规格参数如有变更，恕不另行通知。Note:The specifications are subject to change without prior notice.

经典线/高速线PVC异型材生产线


Classic Type and High Speed PVC Profile Extrusion Line

应用: YF异型材生产线配用锥双挤出机和平双螺杆挤出机,可加工PVC塑料门窗异型材、钢塑复合异型材、装饰型材等。

性能和优点: 参照国外最新技术,对机组进行优化设计,具有塑化均匀,剪切速率小,产量高,使用寿命长等优点。该机组有双螺杆挤出机、真空定型台、牵引机、切割机、贴膜机、翻料架等组成。主机采用进口交流变频或直流调速启动,温控仪表采用进口品牌。辅机真空泵和牵引电机均采用优质产品,维护简便,更换螺杆机筒及模具后,可以直接挤出仿真木发泡异型材,效果比单螺杆更佳。

Application: YF series profile extrusion lines equipped with conical twin screw extruder or parallel are used for PVC plastic window profiles, Steel-plastic composite profiles, decorative profiles, etc.

Properties and advantages: This line features stable plasticity, high output, low sheering force, long life service and other advantages. The production line consists of control system, conical twin screw extruder, calibration unit, haul-off unit, cutter, film covering machine and stacker. The extruder is equipped with advanced AC inverter, imported temperature controller (RKC, Japan). The calibration unit's vacuum pump and haul off unit's motors are famous brand products. After simple changing of the die and screw, it also can produce the foam profiles.



高速线主要技术参数 High speed main technical parameter

型号 Type	YF240	YF240	YF240A
最大制品宽度 Max.width of product (mm)	240	240	150*2
主机型号 Extruder model	SJP75/28	SJP93/30	SJP110/28
最大挤出量 Max.extrusion capacity (kg/h)	150-250	250-400	400-500
主机功率 Extruder power (kw)	45	55	90
冷却水用量 Cooling water (m³/h)	7	8	10
压缩空气用量 Compressed air (m³/min)	0.6	0.6	0.8

经典线主要技术参数 Classic type main technical parameter

型号 Type	YF108	YF240	YF240A	YF300	YF400
最大制品宽度 Max.width of product (mm)	108	240	150*2	300	400
主机型号 Extruder model	SJZ55/110	SJZ65/132	SJZ65/132	SJZ65/132	SJZ80/156
最大挤出量 Max.extrusion capacity (kg/h)	150	250	250	250	450
主机功率 Extruder power (kw)	22	37	37	37	55
冷却水用量 Cooling water (m³/h)	7	8	8	8	10
压缩空气用量 Compressed air (m³/min)	0.6	0.6	0.8	0.6	0.6

备注: 以上规格参数如有变更,恕不另行通知。Note:The specifications are subject to change without prior notice.


PVC塑钢/PVC木塑宽幅板材生产线 PVC/PVC WPC Door Board Extrusion Line

性能特点:

该机组采用专门设计的SJZ92锥形双螺杆挤出机，采用变频启动，进口品牌温控仪表，具有调速范围广，温控精度高，操作方便可靠等优点。辅机由真空定型台、牵引机、切割机及堆料架组成。配备大型强制冷却装置确保板材定型效果。履带式牵引机采用精密减速机及变频器，具有结构合理、牵引力大，牵引稳定等优点。切割机具有工作可靠准确，切割精度高等优点，堆料平台采用铝制辊轮结构，具有不伤制品，使用简便等优点。辅机机组采用可编程电脑控制或国产名牌控制系统，整机控制可靠稳定。

Performanc and advantages:

The extruder of this extrusion line is the special designed SJZ92 conical twin-screw extruder, which adopts the imported temperature controlling gauges with features of high precision temperature controlling and easy and reliable operation. The vacuum calibration table is equipped with the strong cooling device which ensures the cooling effect. The haul off unit is equipped with the precise reduction motor and inverter, having the advantages of reasonable structure, powerful and stable haul off force. The cutter has the reliable and accurate cutting effect. The stacker has the movable stacking trolley and special made rubber protection layer to prevent the product from being scratched. The downstream equipment of this extrusion line uses the programmable computer or domestic famous controlling system.



主要技术参数 Main technical parameter

型号 Type	YF800	YF1000	YF1250
最大制品宽度 Max. width of product (mm)	800	1000	1250
主机型号 Extruder type	SJZ 80/156	SJZ 92/188	SJZ 92/188
最大挤出量 Max. extrusion capacity (kg/h)	450	750	750
主机功率 Extruder power (kw)	55	110	110
冷却水用量 Cooling water (m³/h)	13	15	18
压缩空气用量 Compressed air (m³/min)	0.6	0.8	1

备注：以上规格参数如有变更，恕不另行通知。Note: The specifications are subject to change without prior notice.

PVC结皮(木塑)发泡板材生产线 PVC Skinning (WPC) Foam Board Extrusion Line

PVC发泡板及木塑发泡板的应用/The application of PVC foam board and WPC foam board

广告板、交通运输业轮船、飞机、客车、火车车厢、顶蓬、厢体芯层、内部装潢用板。
建筑装璜业建筑物外墙板、内装饰用板、住宅、办公室、公共场所建筑物隔间、商用装饰架、无尘室用板、吊顶板、家庭橱柜、吊柜和家居。通过油漆印刷、雕刻、贴膜和热压设备，可以生产各类仿木制品，利于市场的推广。
Transportation industry: Ship, plane, bus, chamber of train, roofing, core layer, indoor decoration board.
Construction and decoration industry: Outside wall board, indoor decoration board, housing, office, public construction board, furniture, cupboard and roofing. After printing, lamination and hot stamping process, the foam board can be designed as wood lamination and which is suitable for this market.



结皮(木塑)发泡生产线/Skinning(WPC)foam board extrusion line

该生产线是根据自由发泡和结皮发泡的特点，采用自由发泡设备的挤出部分和结皮发泡的定型辅机部分发展而来的。产品兼有结皮发泡的平整度、自由发泡的低密度、表面硬度间于结皮发泡和自由发泡之间的特点；设备投资小，自动化程度高，操作简单，节能高产，深受广大客户好评。
This extrusion line is made according to the features of free foam board and skinning foam board. The production of this extrusion line has the features of smooth surface and low density. The surface hardness of the product is between the skinning foam board and free foam board. The investment of this machine is low. This extrusion line has the features of high automation, easy operation, high efficient, which has received much praise from many customers.



主要技术参数 Main technical parameter

机型 Model	共挤发泡板 Co-extrusion foamed board extrusion line	结皮发泡板 Skinning foaming board extrusion line
制品宽度 Production width	1220~1560mm	1220~1560mm
制品厚度 Production thickness	5~20mm/20~35mm	5~20mm /20~35mm
挤出机规格 Extruder model	SJZ65/132、SJZ80/156	SJZ80/156
最大挤出产量 Capacity (Max.)	400~550kg/h	300~450kg/h
主电机功率 Main motor power	37kw/75kw	75kw

备注：以上规格参数如有变更，恕不另行通知。Note: The specifications are subject to change without prior notice.

PE/PP木塑挤出生产线 PE/PP WPC Extrusion Line

性能特点:

采用特殊设计的螺杆机筒、挤出机及模具，配合加工工艺生产木塑产品。挤出机单机两级混合直接挤出，也可造粒后两步法挤出，省电省空间，具有产量高，挤出压力稳定，塑化混炼效果好等特点。优化的螺杆设计塑化稳定，不易破坏木质纤维，能使物料在机内停留时间均匀。

我司与时俱进，不断研发和创新PE/PP木塑生产线设备。从传统的单机生产线、到双机共挤、到三机共挤、再到目前最新的五机共挤。地板制品也由第一代，发展到第二代，第三代双色PE木塑地板，该制品能有效缓解客户库存压力，降低维护成本并同时满足不同客户要求。


为响应国家号召固废回收政策，我司研发废纺成塑，通过在废旧衣服中添加塑料原料制作出纤塑复合材料，这种新型材料的配方成本只有基体塑料的1/3，结合我司挤出设备可以生产各类型材，形成可循环经济。

WPC extrusion line:

The PE WPC products are produced by specially designed screw & barrel, mold, extruder and formula. We have "one step" (Mixer & Profile extrusion) production and "two steps" (Pelletizing+Profile Extrusion) which can save customer's factory power and space, improve the capacity and make sure the pressure to be stable. The modified screw and barrel will not cut down the wooden fiber easily and the raw material can also stay inside extruder evenly.

Jwell always keeps innovation. Jwell PE/PP WPC profile extrusion line is also developing. From the traditional one extruder production, to two extruders production lines, to three extruders production lines, to five extruders production lines which is the latest design at this moment. So it is with PE WPC floor—from first generation, to second generation, to third generation (double colors floor). The latest design WPC floor can decrease customer's stock pressure, maintenance cost and can meet different customer's requirement.

In response to China's Solid Waste Recycling Policy, Jwell designed waste fiber floor product. By adding plastic material into waste cloth, a new fiber plastic composite material is designed. This newly designed material cost is only 1/3 of the foundation plastic material cost. Jwell's fiber plastic composite production line is making contribution to China's recycling economy.



主要技术参数 Main technical parameter

主机型号 Model	SJZ65	SJZ72	SJZ80
螺杆规格 mm	65/132	72/152	80/162
主电机功率 Power of main motor(kw)	37	45	75
生产能力 Output(kg/h)	160~200	120~300	220~350

备注：以上规格参数如有变更，恕不另行通知。Note:The specifications are subject to change without prior notice.